

DEFIM MESH®

Welded mesh is becoming the industrial and building markets protagonist for several applications.

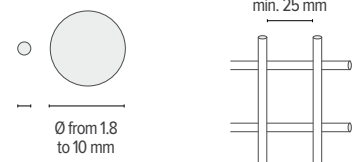
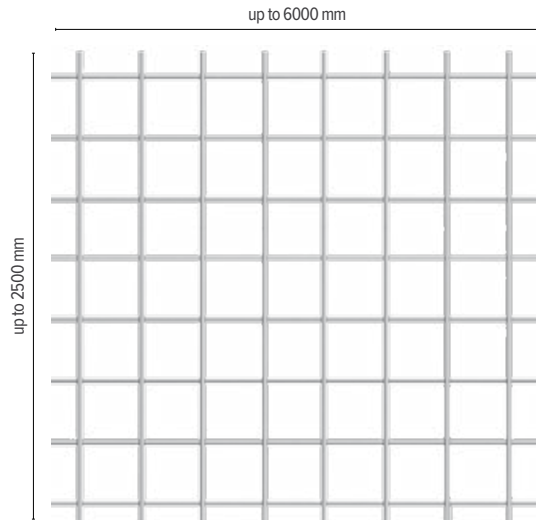
NUOVA DEFIM turns each supply into a solution specifically targeted to meet specific customer requirements thanks to its extensive experience and to its fine tuned organisation supported by a design office of excellence.

APPLICATIONS

- > Rigid mesh for metal beds
- > Fan grilles
- > Benches
- > Containers
- > Animal enclosures
- > Cable trays
- > Plasterwork sub-frame
- > Overpass fencing
- > Foundations and anti-cracking mesh
- > Special structural work
- > Mesh for the food industry
- > Machine guards systems
- > Fencing

FINISH

- > Self-colour
- > Hot-dip galvanized
- > Zinc-aluminium galvanized
- > Stainless steel
- > Powder coated
- > Copper washed




Wires with different diameters.
 Minimum c/c mesh square opening is 25 mm.



DIFFERENT MESH SIZE

It is available horizontal and vertical multi-mesh pattern in the same panel upon request, with max 2 different wire diameters both directions.



EDGES FINISH

Different types of finish are available, depending on the specific applications: open with spikes, flush, tapered.



- a_ wire mesh panel with open edge
- b_ wire mesh panel with flush edges
- c_ wire mesh panels with tapered edges




ADDITIONAL SERVICES

The versatility in offering solutions is completed by the post-production finishing department (bending, cutting and other operations) that integrates its experience with the customer's production process and offers specific skills, building up a relationship based on industrial cooperation targeted to develop original solutions, rather than being a mere customer/supplier link.




Example of bent mesh



Mesh bending



Mesh bending automation



Mesh to drawing

