

MEROPE® offers an excellent ratio between transparency and robustness due to the different position of the bearing bars placed horizontally. The special C-shaped post integrated in the panel provides time saving and ease of installation.

TECHNICAL DETAILS

Dimensions

- > Mesh 124x62 mm
- > Horizontal flat bars 25x2 mm
- > Vertical round bars 4.5 mm

Material

- > S235JR UNI EN 10025 steel

Coating

- > Hot-dip galvanizing according to UNI EN ISO 1461
- > Polyester powder coating

Colours

- > RAL 6005 green, other RAL colours available on demand

Fixing system

- > M6x30 stainless steel bolt

Posts

- > Welded "C" shaped special profile post 49x25x11x2 mm

Gates

- > Single, double or sliding leaf gates

APPLICATIONS

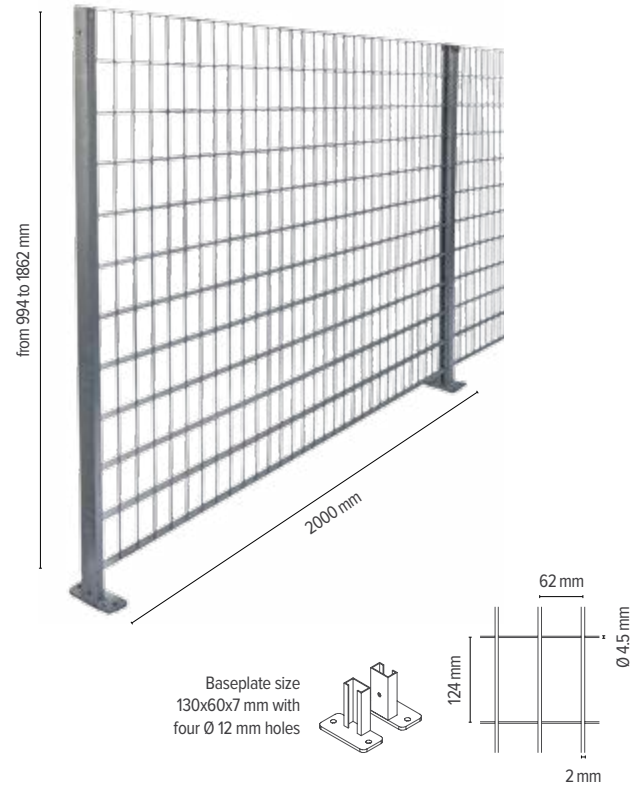
- > Industrial areas
- > Residential areas
- > Commercial areas
- > Public buildings
- > School buildings

PRODUCT SPECIFICATIONS

MEROPE® is a welded mesh grating system made up of modular monolithic panels, not jointed or abreast, height ... mm, width 2000 mm, mesh size 124x62 mm, with 25x2 mm horizontal flat bars (centres distance 124 mm) and Ø 4.5 mm vertical round bars (centres distance 62 mm). The panels are supported by special symmetric 49x25x11x2 mm C-shaped symmetrical posts, welded at both ends to form a single structure ready for installation. They come pre-drilled for joining adjacent panels and erecting the fencing.

Centre distance: 2000 mm.

The top of the post is protected and sealed by a black Moplen® cap.



Baseplate size
130x60x7 mm with
four Ø 12 mm holes



> see pages 59-63-64




49x25x11 mm
C-shaped
welded post

M6x20 stainless
steel hexagon
head screw

Moplen® cap

PANEL				POST		Post to be set in concrete		Post with base plate	
H	L	Weight		Section C	Fixing points	L	Weight galv.	L	Weight galv.
mm	mm	kg/ea	kg/m ²	mm	n°	mm	kg/ea	mm	kg/ea
994	2000	15.9	8.03	49x25x11x2	welded	1295	2.7	1075	2.6
1366	2000	21.3	7.83	49x25x11x2	welded	1667	3.5	1447	3.4
1862	2000	28.6	7.7	49x25x11x2	welded	2163	4.5	1943	4.4



	POSTS P. 58
	ASSEMBLY SYSTEMS P. 61
	CAPS P. 64